

THIS DRAWING IS AN UNCONTROLLED COPY UNLESS STAMPED OTHERWISE

CONTRACTORS SHALL VERIFY JOB DIMENSIONS BEFORE ANY JOB COMMENCES. ALL SHOP DRAWINGS SHALL BE SUBMITTED TO THE SUPERINTENDENT AND MANUFACTURERS SHALL NOT COMMENCE WORK UNTIL THE RETURN OF DRAWINGS IS RECEIVED. THE DRAWING SHALL BE READ IN CONJUNCTION WITH ALL RELEVANT CONTRACT SPECIFICATIONS AND DRAWINGS COPYRIGHT OF THIS DRAWING IS VESTED IN WARDLE.

General Notes

- 18mm E1 MDF CARCASS THROUGHOUT UNLESS OTHERWISE NOTED.
- ALL NON EXPOSED CARCASS TO BE MATCHING LAMINATE UNLESS OTHERWISE NOTED.
- ALL NON EXPOSED CARCASS TO BE BLACK LAMINATE TO JOINERY RECEIVING TIMBER VENEER FINISH. REFER MATERIALS SCHEDULE [PL-05]
- ALL NON EXPOSED CARCASS TO BE WHITE LAMINATE TO JOINERY RECEIVING STAINLESS STEEL CLADDING. REFER MATERIALS SCHEDULE [PL-07]
- ALL EXPOSED EDGES TO TIMBER VENEER PANELS 'TV-01' TO RECEIVE 3mm THK MATCHING SOLID EDGES. UNLESS OTHERWISE NOTED.
- SPLIT BATTENS TO BE 12mm UNLESS OTHERWISE NOTED.
- APPLY MATCHING LAMINATE ABS EDGING TO LAMINATED BENCHTOPS. UNLESS OTHERWISE NOTED
- REFER TO '1300 - MATERIALS SCHEDULE' FOR A DESCRIPTION OF THE MATERIAL CODES AS SHOWN ON THIS DRAWING. [TV-00]
- REFER TO '1400 - FIXTURES, FITTINGS & EQUIPMENT SCHEDULE' FOR A DESCRIPTION OF THE FF&E CODES AS SHOWN ON THIS DRAWING. [ZD-02]
- ALL JOINERY LOCKS TO BE [JK-02] UNLESS OTHERWISE NOTED.
- REFER TO DRAWING AR7300 FOR MOUNTING HEIGHTS FOR ALL SERVICES FIXTURES. UNLESS OTHERWISE DIMENSIONED ON THE JOINERY ELEVATIONS.
- ALL CORNER JUNCTIONS TO BE MITRED UNLESS OTHERWISE NOTED.
- ALL UPHOLSTERY STITCHING TOO MATCH FABRIC COLOUR UNLESS OTHERWISE NOTED
- DRAWINGS TO BE READ IN CONJUNCTION WITH AR1200 SERIES INTERNAL ARRANGEMENT PLANS TO COORDINATE FIXINGS INTO PARTITIONS WHERE NECESSARY

- FS = FIXED SHELF
- AS = ADJUSTABLE SHELF
- FP = FIXED PANEL
- PJ = PANEL JOIN. MAXIMUM WIDTH 2mm
- C.O.S = CHECK ON SITE - DIMENSIONS MUST BE VERIFIED ON SITE BY CONTRACTOR PRIOR TO COMMENCEMENT OF CONSTRUCTION.
- NOM. = NOMINAL
- TYP. = TYPICAL
- SIM. = SIMILAR
- MIRR. = MIRROR
- FCL = FINISHED CEILING LEVEL
- FFL = FINISHED FLOOR LEVEL
- SSL = STRUCTURAL SLAB LEVEL
- C = CENTRELINE
- ↻ = DIRECTION OF GRAIN / LAMIN

Rev	Issue	Revision Description	And	Date
B	SG	ISSUE FOR CONSTRUCTION - TAGS ADDED	-	20.12.13
A	SG	ISSUE FOR CONSTRUCTION - TAGS ADDED	-	13.11.13
03	SG	100% CD - TENDER ISSUE	-	07.09.12
02	SG	90% CD ISSUE	-	10.08.12
01	SG	75% CD ISSUE	-	13.07.12

Rev	Issue	Revision Description	And	Date
B	SG	ISSUE FOR CONSTRUCTION - TAGS ADDED	-	20.12.13
A	SG	ISSUE FOR CONSTRUCTION - TAGS ADDED	-	13.11.13
03	SG	100% CD - TENDER ISSUE	-	07.09.12
02	SG	90% CD ISSUE	-	10.08.12
01	SG	75% CD ISSUE	-	13.07.12



NADAAA
 NADAAA
 1520 Washington Street No.2 Boston Massachusetts 02118 USA
 Telephone +1 617 442 8232 Facsimile +1 688 442 1417 Email nad@nadaaa.com

John Wardle Architects
 25 Rokeby Street, Collingwood, Victoria 3066 Australia
 Tel: +61 3 8662 0400 www.johnwardlearchitects.com
 © 2012 John Wardle Architects ABN 83 006 814 268

Client **University of Melbourne Parkville Campus**
 Project **Faculty of Architecture Building and Planning**

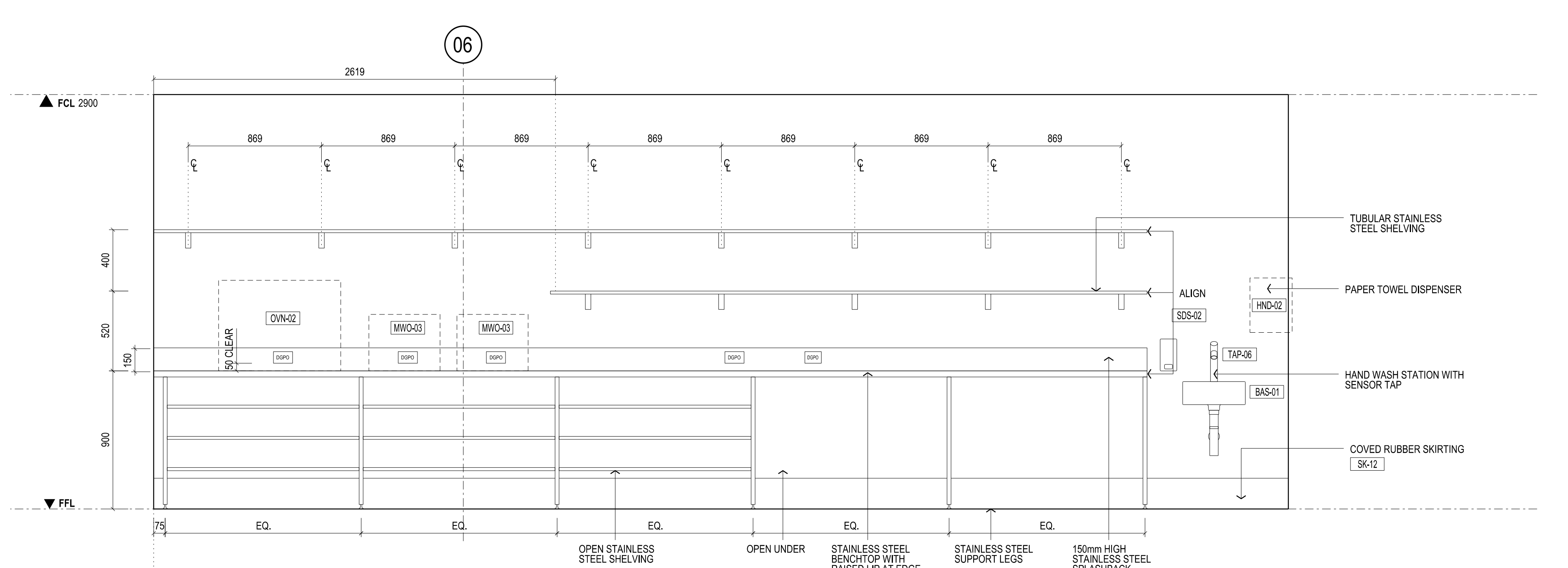
Title **REHEAT KITCHEN LEVEL B01**

Project No.	0913	Scale	1:20 @ A0 1:40 @ A2
Drawing No.	AR5740	Revision	B

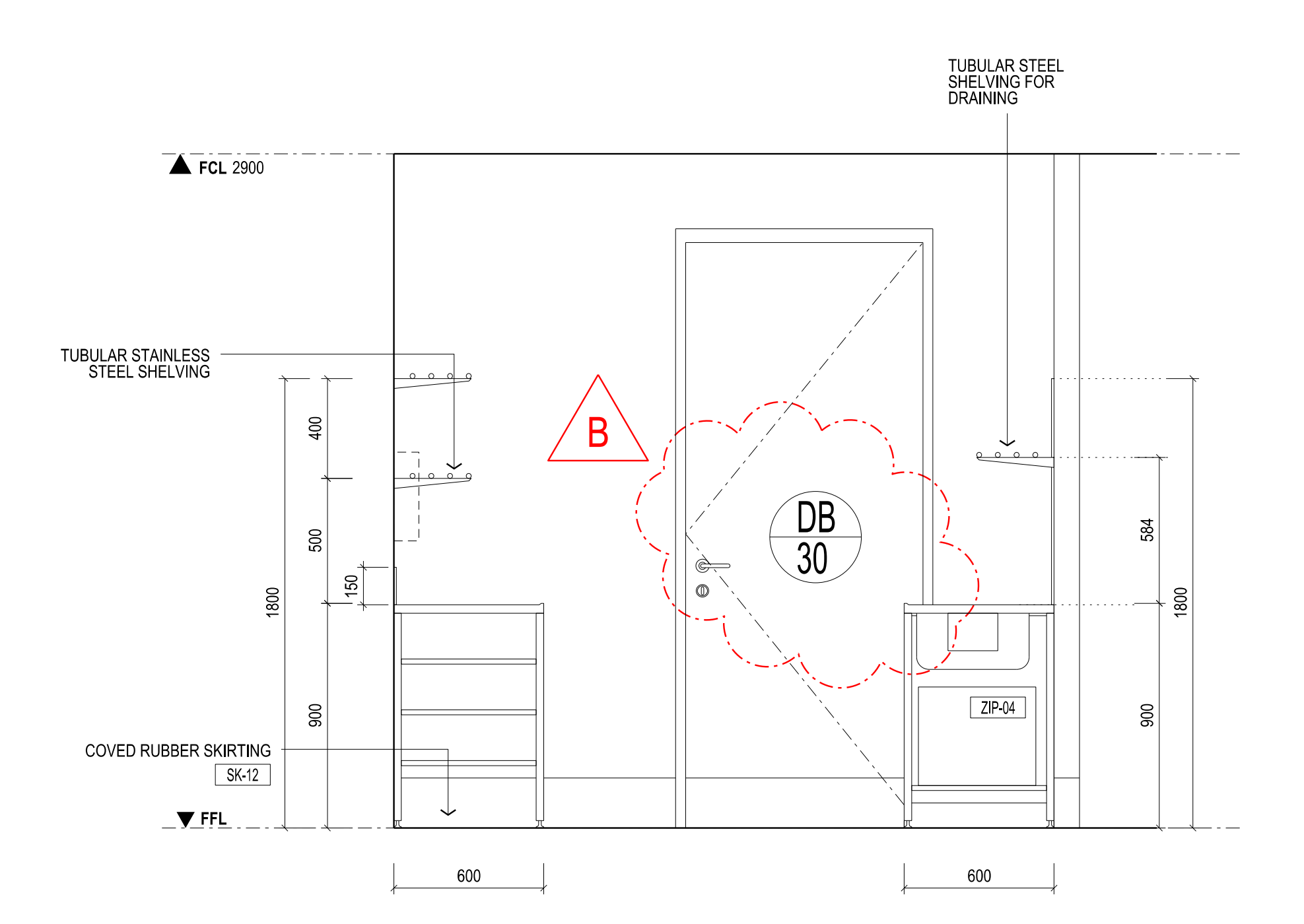
Date Dec 2011 Drawn - Co-Ord - Chk -

FILENAME - \$FILES

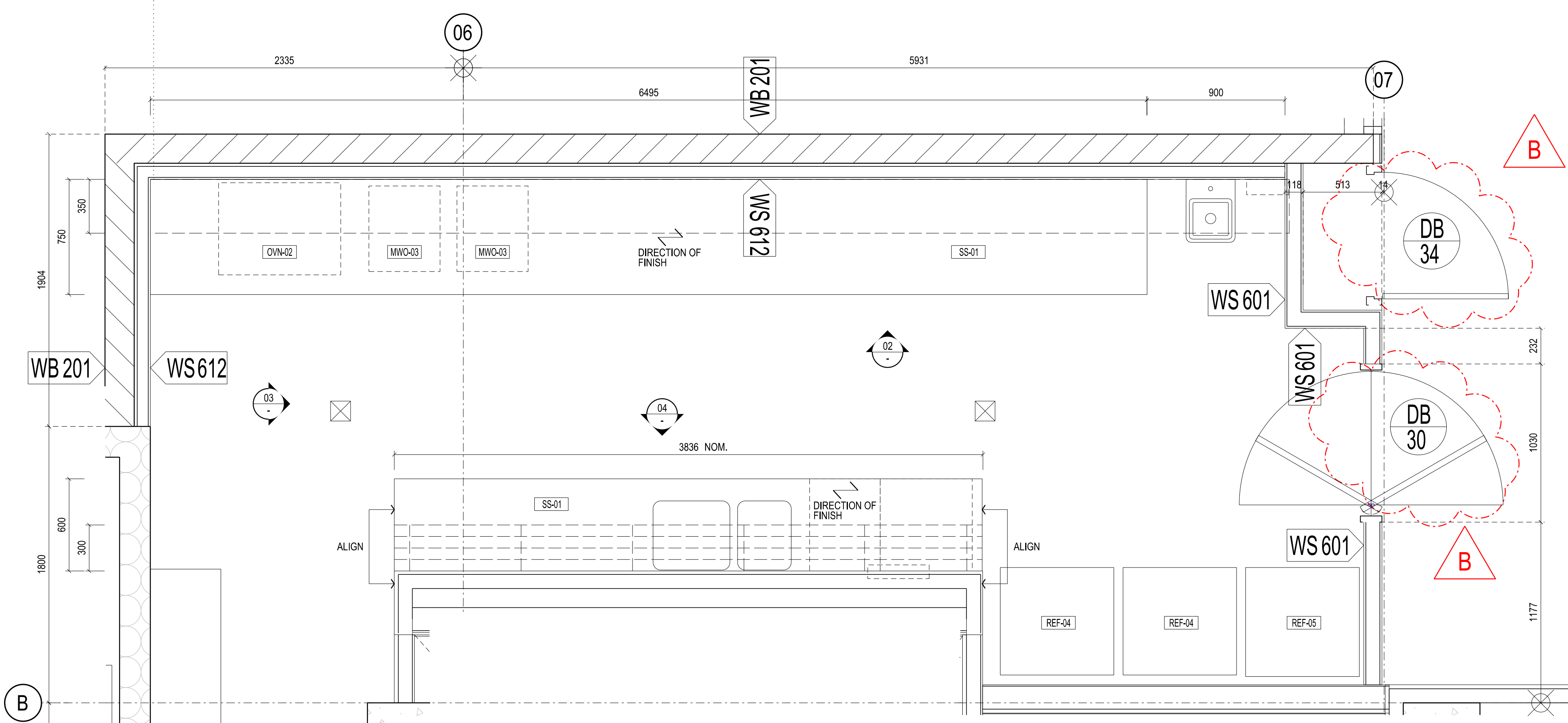
FOR CONSTRUCTION




02 ELEVATION SCALE 1:20




03 ELEVATION SCALE 1:20



04 ELEVATION SCALE 1:20



05 ELEVATION SCALE 1:20



01 PLAN - REHEAT KITCHEN SCALE 1:20